

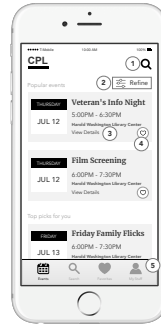
Annotated Wireframes



- Annotations**
- Sign in page**
- 1. Username**
Enter username; if correct, continue to homepage; if incorrect continue to sign in page to re-enter username
 - 2. Password**
Enter password; if correct, continue to homepage; if incorrect continue to sign in page to re-enter username
 - 3. Remember me**
If checked, load entered username and password fields for sign in page
 - 4. Forgot your password**
Directs to forgot password pop up
 - 5. Sign in**
If all text fields are correct, continue to homepage; if text fields are not correct, return to sign in page to re-enter text fields
 - 6. Continue as guest**
Directs to homepage for guest
 - 7. Don't have an account**
Directs to Don't have an account pop up



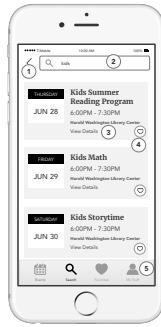
- Annotations**
- Sign in page-Error**
- 1. Close window button**
Clicking this icon will close this window



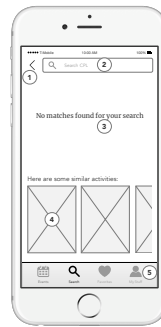
- Annotations**
- Homepage**
- 1. Top right corner search icon**
Clicking this icon directs to the Search page.
 - 2. Refine programs and events**
Click this button to show drop down refine menu. Categories include age, program type, event type, and language. If category is selected, the results page will show corresponding events
 - 3. View details link**
Click to go to event details page
 - 4. Favorites icon**
Click to select to add event to favorites page, de-select to remove from favorites page.
 - 5. Bottom navigation**



- Annotations**
- Search Page**
- 1. Previous page button**
Clicking this icon will return to previous page.
 - 2. Search bar**
Enter keywords to search events and programs.
 - 3. Search bar results**
Suggested keywords when text is being entered. Clicking on a result will search for that keyword.
 - 4. Keyboard**
Type keywords for search bar and click the return button to search a keyword and continue to search results page.



- Annotations**
- Search page- results**
- 1. Return button**
Clicking this icon will return to previous page
 - 2. Search bar**
Enter Keywords to search events and programs.
 - 3. View Details link**
Click to go to event details page
 - 4. Favorites icon**
Click to select to add event to favorites page, de-select to remove from favorites page.
 - 5. Bottom Navigation**



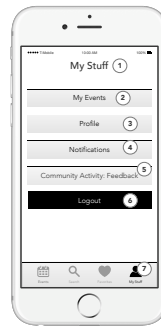
- Annotations**
- Search page- error**
- 1. Return button**
Clicking this icon will return to previous page
 - 2. Search bar**
Enter Keywords to search events and programs
 - 3. Error message**
'No matches found in your search' is shown when keyword entered does not match
 - 4. Image content links**
Click on image to go to suggest event details page
 - 5. Bottom navigation**



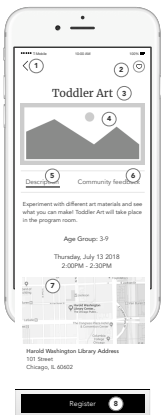
- Annotations**
- Homepage- Refine menu**
- 1. Top right corner search icon**
Clicking this icon directs to the Search page.
 - 2. Refine programs and events**
Click this button to show drop down refine menu. Select category for refined search results.
 - 3. Category box**
Select to have search refined by category
 - 4. Age category button**
Refine options by age group
 - 5. Program type button**
Refine options by program type
 - 6. Event type button**
Refine options by event type
 - 7. Language button**
Refine options by language
 - 8. Apply button**
Click to have selected category boxes refine search results and continue to results page
 - 9. Reset Button**
Click to have all of the refine menu category boxes de-selected.
 - 10. Bottom Navigation**



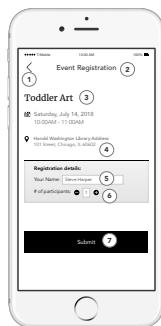
- Annotations**
- Favorites Page**
- 1. Page title**
 - 2. "Upcoming" button (de-selected style)**
This tab will show the user's upcoming events that they've favorited
 - 3. "Past" button (de-selected style)**
This tab will show events that they've favorited but have ended
 - 4. "View Details" Link**
Clicking the "View Details" link will go to the event description page.
 - 5. Heart icon (de-selected style)**
If a user taps this icon to de-select it, it will remove this card from the Favorites screen.
 - 6. Bottom navigation**



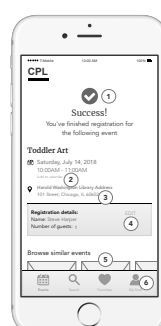
- Annotations**
- My Stuff Page**
- 1. Page title**
 - 2. My events button**
Clicking this button will take the user to upcoming and past registered events page
 - 3. Profile button**
Takes the user to the profile section
 - 4. Notifications button**
Goes to the notification page where the user can add/delete mobile text notifications
 - 5. Community Activity Feedback Button**
Links to the comments page where the user has interacted in the past.
 - 6. Logout button**
 - 7. Bottom Navigation**



- Annotations**
- Event Details page**
- 1. Back button**
Takes the user to previous page
 - 2. Top right heart/favorites icon**
Adds the event to user's favorites
 - 3. Event title**
Explains the event details such as time, date, library, and address.
 - 4. Event image**
Shows comments and feedback from past participants.
 - 5. Community Feedback tab**
Shows comments and feedback from past participants.
 - 7. Map**
Shows an interactive map of the library location
 - 8. Register Button**
Takes the user to the registration page.



- Annotations**
- Event Registration Page**
- 1. Back button**
Takes the user to previous page.
 - 2. Page title**
 - 3. Event title**
 - 4. "Add to calendar" link**
Automatically adds the event to the phone's default calendar app.
 - 5. Location link**
Tapping this will launch the default map application on the phone.
 - 6. Name field**
User enters their name here
 - 7. # of guests**
Allow the user to increment and decrement number on each tap.
 - 8. Submit button**
Submits the user's form data and takes them to the success page.



- Annotations**
- Event Registration Page - Success**
- 1. Success message**
automatically adds the event to the phone's default calendar app.
 - 2. Add to calendar link**
Tapping this will launch the default map application on the phone.
 - 3. Location link**
Tapping this will launch the default map application on the phone.
 - 4. Edit button**
Takes the user back to the registration page where they may change their past entries.
 - 5. Event carousel**
Shows suggested event cards in a draggable carousel
 - 6. Bottom Navigation**